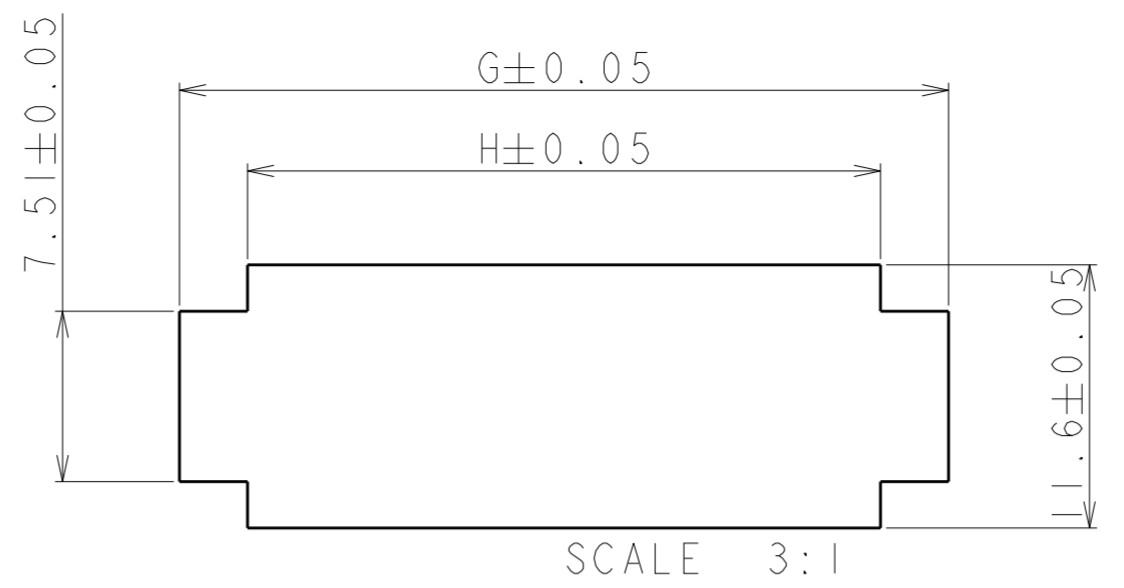
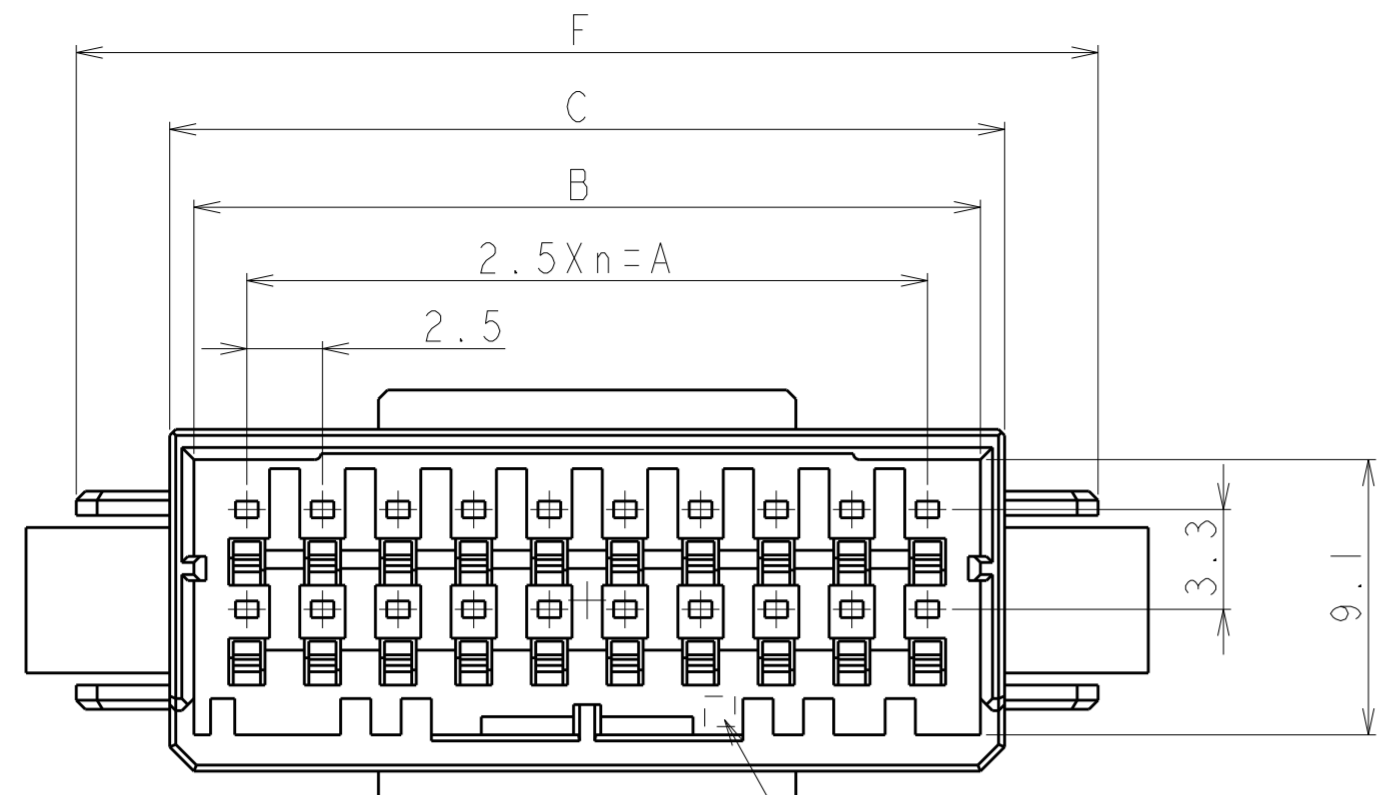


THIS DRAWING IS UNPUBLISHED. RELEASED FOR PUBLICATION 2014  
 © COPYRIGHT 2014 BY TE CONNECTIVITY ALL RIGHTS RESERVED.

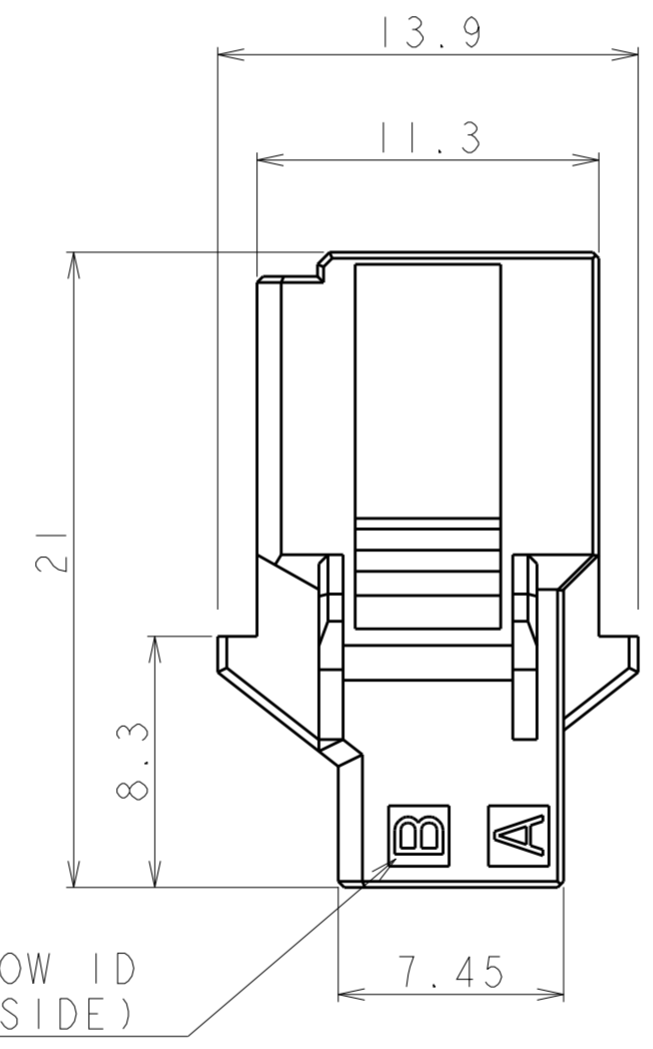
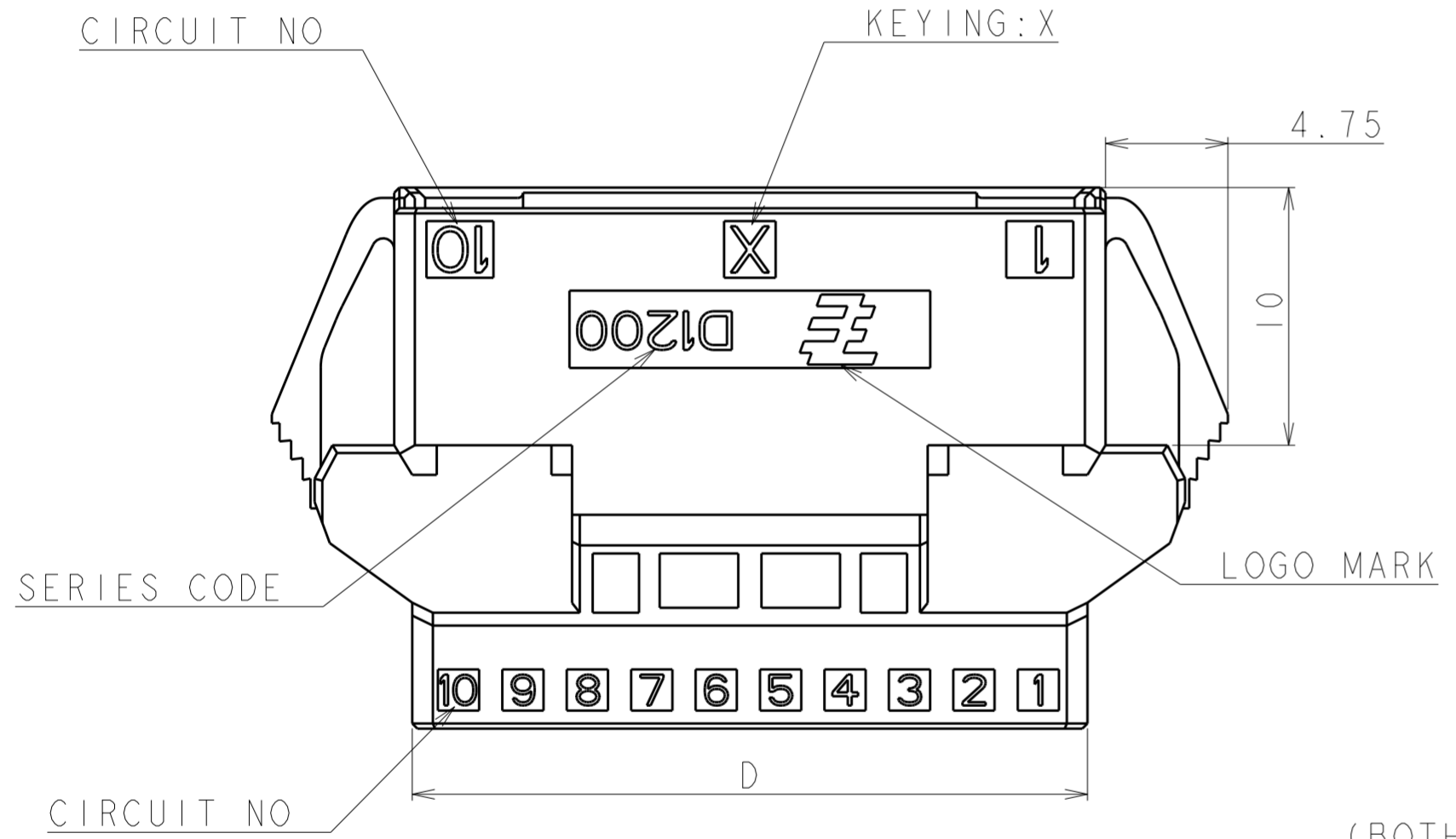
REVISIONS					
P	LTR	DESCRIPTION	DATE	DWN	APVD
D		REVISED	04APR2014	T.S	N.Y
DI		REVISED ECR-17-012664	30AUG2017	Y.O	N.Y



RECOMMENDED PANEL LAYOUT  
 (APPLICABLE PANEL THICKNESS : 0.8, 1.0, 1.6, 2.0)

パネル加工推奨寸法図  
 (適用パネル厚 : 0.8, 1.0, 1.6, 2.0)

20POS(X-KEY):1-1903131-0  
 CAVITY MARK (ALPHABET:CAPITAL LETTER)

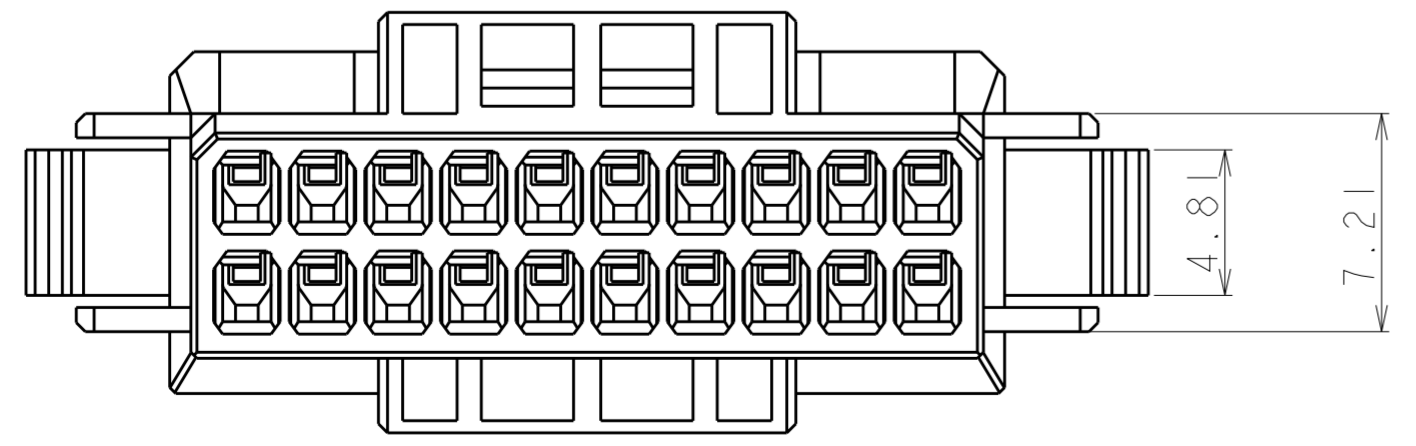


- MATERIAL:GLASS FILED THERMO PLASTIC POLYESTER(94V-0), COLOR:BLACK
- THE SHAPE, SIZE AND POSITION OF THE CHARACTER SHOW THE OUTLINE. THEY DON'T SHOW DETAILS.
- THE KEYING ARRANGEMENT OF "Y" IS SYMMETRIC WITH "X".

- 材料:ガラス入り熱可塑性ポリエステル樹脂(94V-0), 色:黒
- 文字の形状、大きさ、および位置については、大略を示すものであり、詳細を示すものではありません。
- Y KEY形状は、X KEY形状と左右対称

AS SHOWN 20POS(X-KEY) : 1-1903131-0

POS	KEY	n	A	B	C	D	E	F	G	H	PART NO
20	Y	9	22.5	26.0	27.6	26.2	13.80	33.78	33.9	27.9	2-1903131-0
20	X	9	22.5	26.0	27.6	26.2	13.80	33.78	33.9	27.9	1-1903131-0
12	Y	5	12.5	16.0	17.6	16.2	8.80	23.78	23.9	17.9	2-1903131-6
12	X	5	12.5	16.0	17.6	16.2	8.80	23.78	23.9	17.9	1-1903131-6
8	Y	3	7.5	11.0	12.6	11.2	6.30	18.78	18.9	12.9	2-1903131-4
8	X	3	7.5	11.0	12.6	11.2	6.30	18.78	18.9	12.9	1-1903131-4
6	Y	2	5.0	8.5	10.1	8.7	5.05	16.28	16.4	10.4	2-1903131-3
6	X	2	5.0	8.5	10.1	8.7	5.05	16.28	16.4	10.4	1-1903131-3
4	X	1	2.5	6.0	7.6	6.2	3.80	13.78	13.9	7.9	1-1903131-2



THIS DRAWING IS A CONTROLLED DOCUMENT.

DIMENSIONS: mm

TOLERANCES UNLESS OTHERWISE SPECIFIED:  
 0-PLC ±0.3, ±3°  
 1-PLC ±0.5  
 2-PLC ±0.13  
 3-PLC ±0.013  
 4-PLC ±0.001

MATERIAL: - FINISH: -

DWN: M. MAEBASHI 17APR2006  
 CHK: T. KUDO 17APR2006  
 APVD: D. MITSUGI 17APR2006

PRODUCT SPEC: 108-78268,78298  
 APPLICATION SPEC: 114-5377

WEIGHT: -

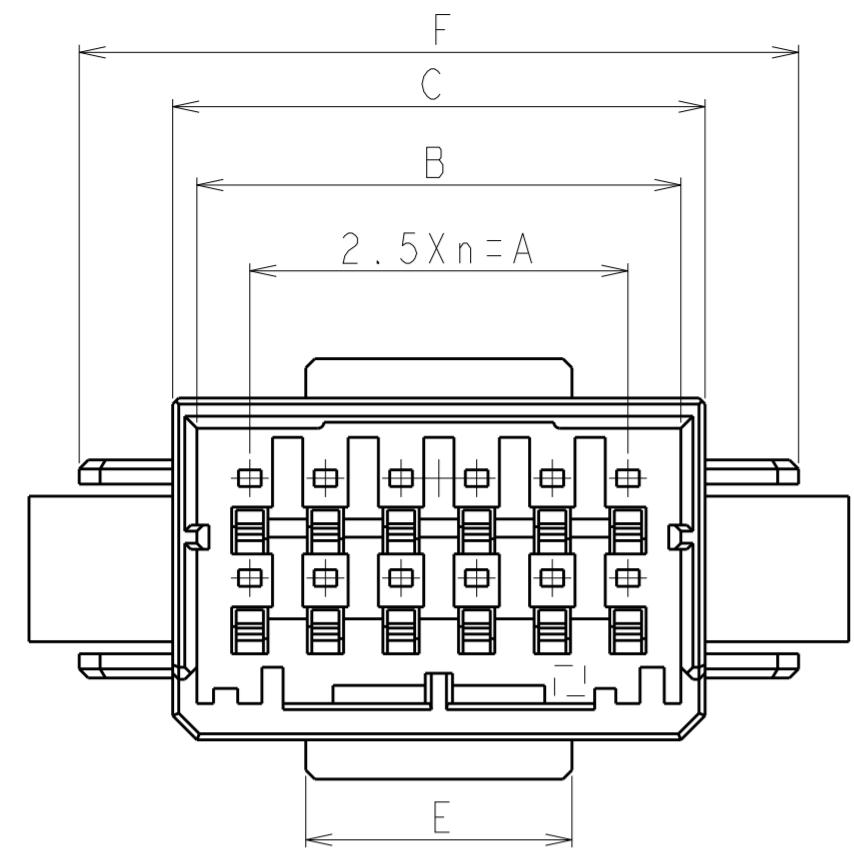
CUSTOMER DRAWING

NAME: DYNAMIC D1200D 2.5mm PITCH TAB HSG, PANEL MOUNT TYPE 4-20 POS

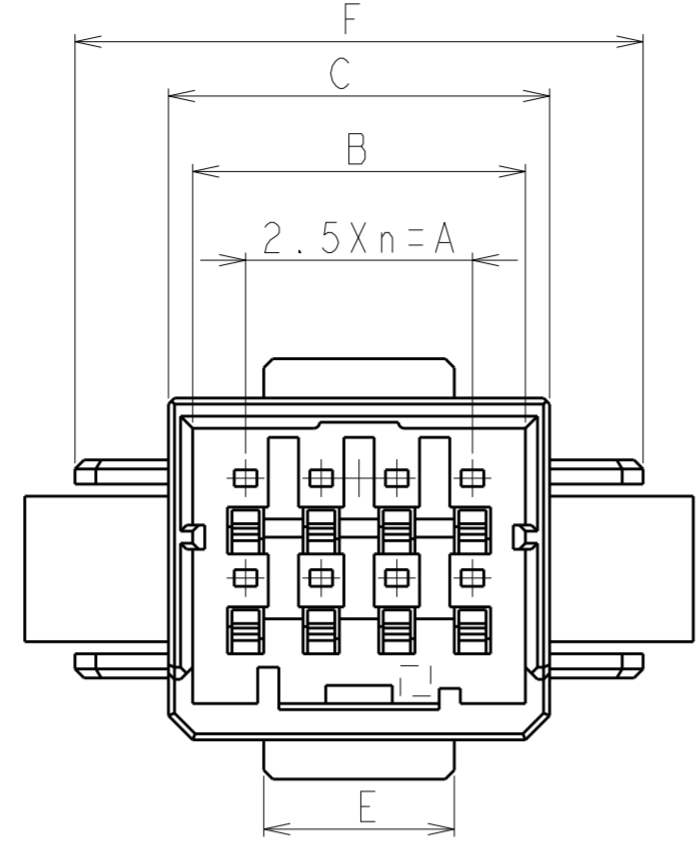
SIZE: A2 CAGE CODE: 00779 DRAWING NO: C-1903131 RESTRICTED TO: -

SCALE: 4:1 SHEET: 1 OF 2 REV: DI

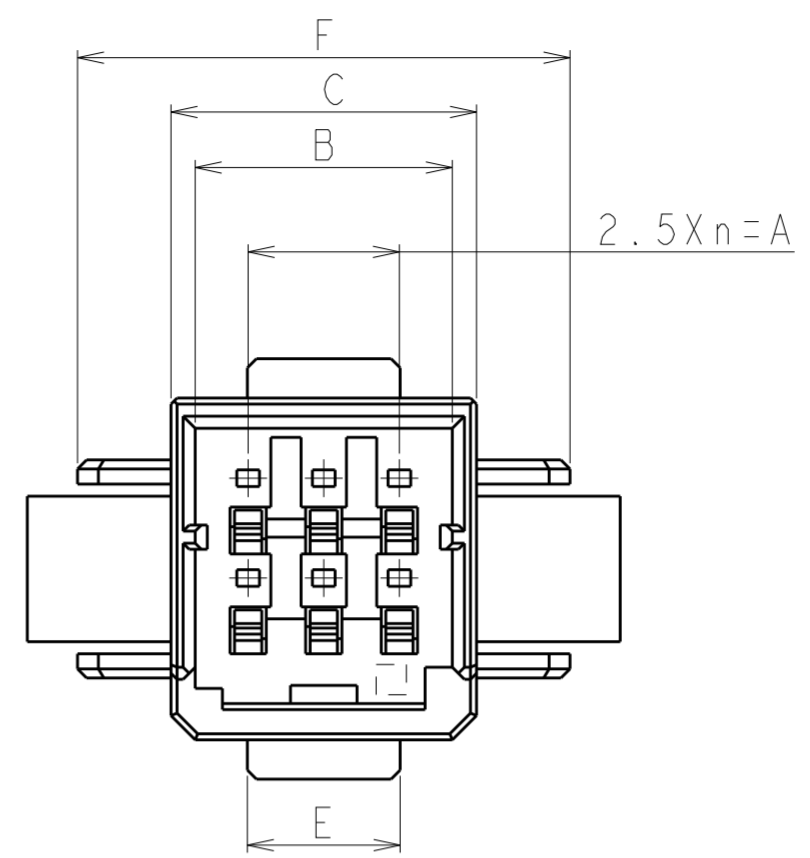
REVISIONS				
P	LTR	DESCRIPTION	DATE	APVD
		SEE SHEET 1 OF 2		



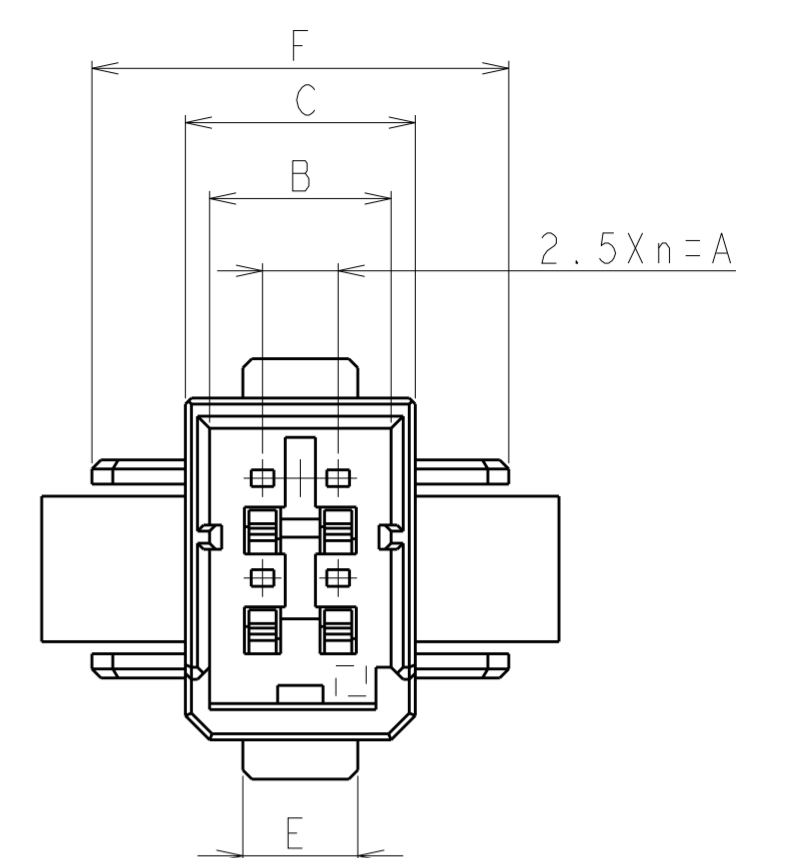
12POS(X-KEY): 1-1903131-6



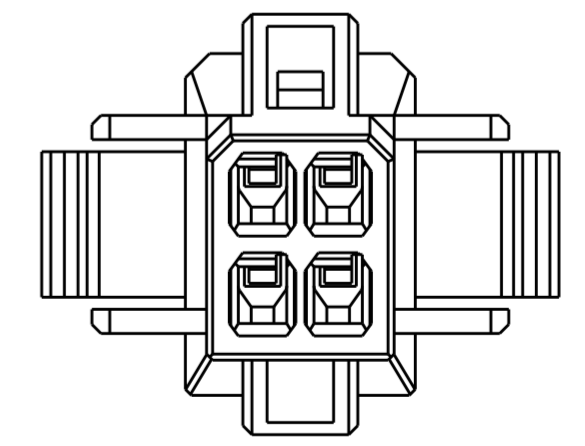
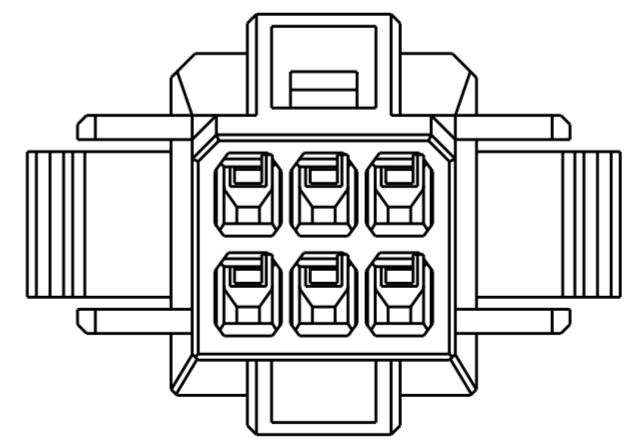
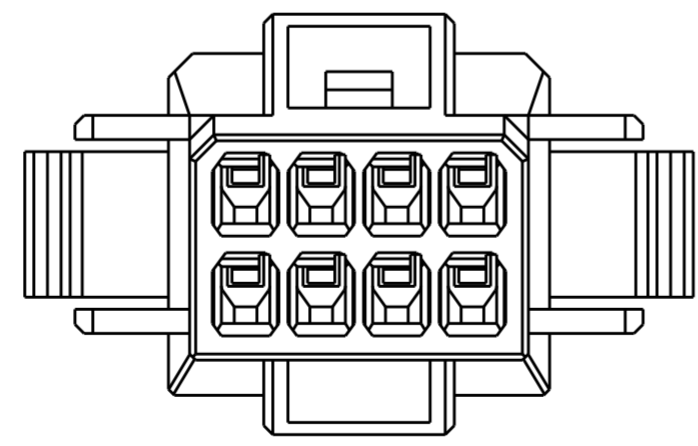
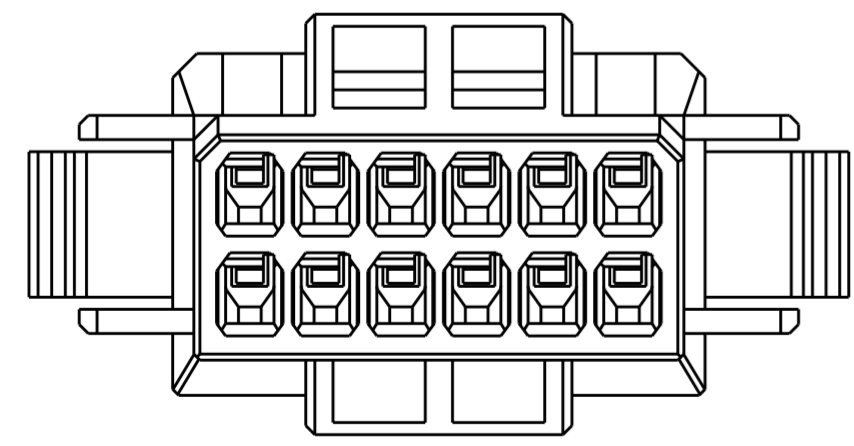
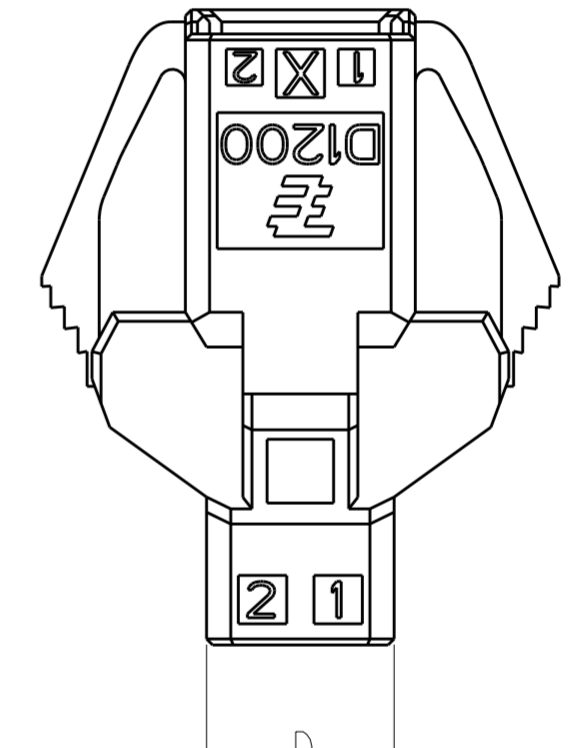
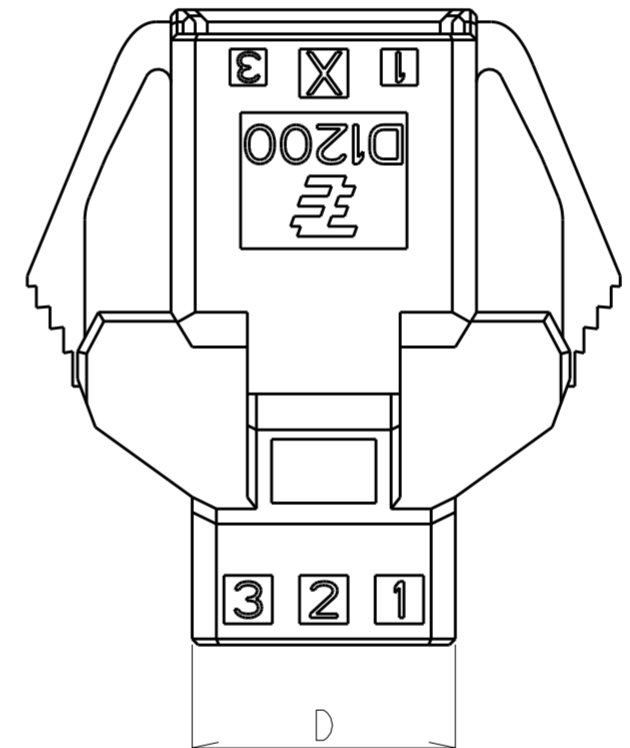
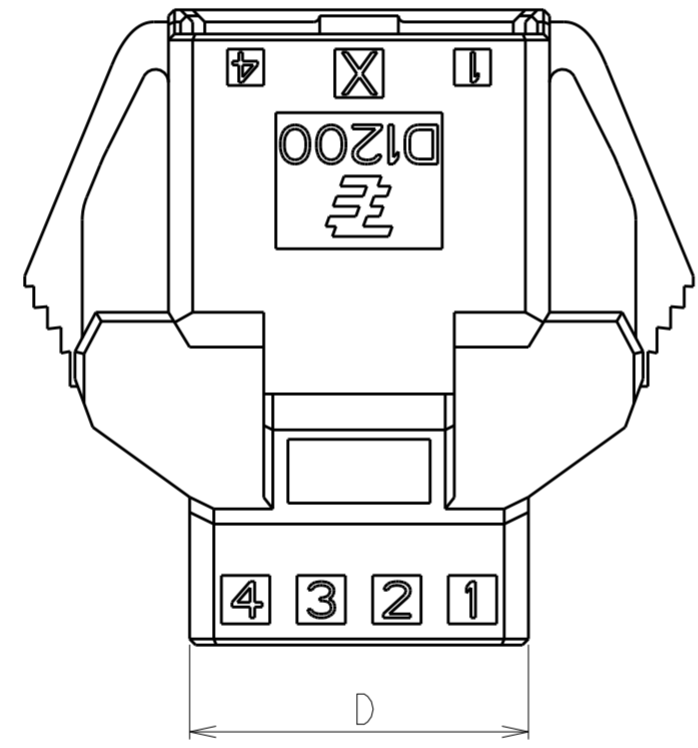
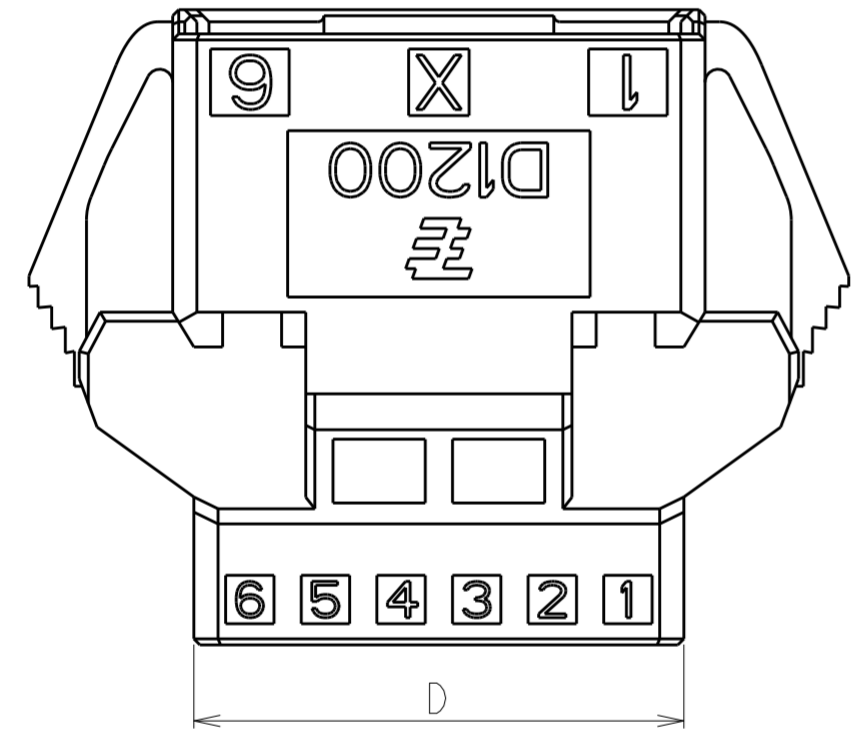
8POS(X-KEY): 1-1903131-4



6POS(X-KEY): 1-1903131-3



4POS(X-KEY): 1-1903131-2



THIS DRAWING IS A CONTROLLED DOCUMENT.		DWN M. MAEBASHI 17APR2006	 TE Connectivity	NAME DYNAMIC D1200D 2.5mm PITCH TAB HSG, PANEL MOUNT TYPE 4-20 POS
DIMENSIONS:		CHK T. KUDO 17APR2006		
mm		APVD D. MITSUGI 17APR2006		
TOLERANCES UNLESS OTHERWISE SPECIFIED: 0-PLC ±0.3, ±3° 1-PLC ±0.5 2-PLC ±0.13 3-PLC ±0.013 4-PLC ±0.001 ANGLES ±1° FINISH		PRODUCT SPEC 108-78268, 78298 APPLICATION SPEC 114-5377 WEIGHT		
MATERIAL		CUSTOMER DRAWING	SIZE A200779	DRAWING NO C-1903131
		SCALE 4:1	SHEET 2 OF 2	REV D1